



**DRIVING
FORWARD**

The Next Chapter for North Shore Golf Club

Hole 1

Design notes

The tees have moved to the left to straighten up the hole with tree removal on both the left and right.

The landing zone is widened on the right.

The once blind second shot will now be visible as earthworks will be undertaken to remove the shape.

Two layup options are available for the shorter hitter. This is most likely a true 3-shot par 5.

The green is moved to the right.



Artist's impression

Par 5

- 525m
- 510m
- 485m
- 465m

Tee 865m ²	Green 460m ²	Fairway 17,590m ²
---------------------------------	-----------------------------------	--



Find out more about
the next chapter for
North Shore Golf Club.



drivingforwardnsgc.co.nz



**DRIVING
FORWARD**

The Next Chapter for North Shore Golf Club

Hole 2

Design notes

A new golf hole, a true risk and reward hole with a heroic element off the tee.

Options off the tee are plenty depending on risk profile and wind direction.

Significant earthworks are required to fill the gully and provide another layer to the driving options.

As one approaches the green a view of the estuary greets the golfer before turning away to play the 3rd hole.

A bunker at the rear prevents the thinned ball or an overhit shot, to not roll to far from the target.



Artist's impression

Tee 760m ²	Green 300m ²	Fairway 12,125m ²
---------------------------------	-----------------------------------	--



Find out more about the next chapter for North Shore Golf Club.



drivingforwardnsgc.co.nz



**DRIVING
FORWARD**

The Next Chapter for North Shore Golf Club



Par 3

- 140m
- 130m
- 120m
- 85m

Artist's impression

Tee 625m ²	Green 495m ²	Fairway 1,355m ²
---------------------------------	-----------------------------------	---------------------------------------

Hole 3

Design notes


A brand new golf hole.

The tee is one long continuous strip.

1/3 of the green sits along the escarpment and is protected by bunkers. The widest portion of the green, being the left side, which holds 2/3 of the pin placement is easily accessible.

The entire left side and back of the hole is enclosed by earthworks. The shaping is such that a ball hit left can bounce off the shape and back towards the green.

The left side of the green will have grass ball catchers as a half shot penalty.



Find out more about
the next chapter for
North Shore Golf Club.



drivingforwardnsgc.co.nz



**DRIVING
FORWARD**

The Next Chapter for North Shore Golf Club

Hole 4

Design notes

A brand new golf hole.

The walk from tee to green reveals an elevated series of tees, all with spectacular views to the estuary and so starts a series of holes where full and partial views of the estuary are exposed to the golfer.

A hole that has to be 'built' with significant earthworks.

These earthworks provide options off the tee, with three landing zone options ranging from conservative to aggressive.

The fairway landing zones are designed to 'collect' balls, rather than repel them.

The green sits on arguably the best site on the entire golf property, on a small headland in the middle of the estuary.




Par 4

- 355m
- 345m
- 325m
- 305m

Artist's impression

Tee 540m ²	Green 325m ²	Fairway 11,800m ²
---------------------------------	-----------------------------------	--



Find out more about
the next chapter for
North Shore Golf Club.



drivingforwardnsgc.co.nz



**DRIVING
FORWARD**

The Next Chapter for North Shore Golf Club

Hole 5

Design notes

The tees are repositioned onto a very dramatic headland.

The fairway from this angle is more receptive as the golfer is hitting back 'into' the topography.

Relocation of the cart path to a higher location is desirable.

Greenside area needs the vegetation to be thinned out and some lower growing species to be planted.

A bunker is proposed to be added on the shot line, partially as a 'sighter' to go either left or right, depending on your strategy and club selection.




Artist's Impression

Par 4

- 275m
- 265m
- 260m
- 220m

Tee 1,388m ²	Green 400m ²	Fairway 6,950m ²
-----------------------------------	-----------------------------------	---------------------------------------



Find out more about
the next chapter for
North Shore Golf Club.



drivingforwardnsgc.co.nz



**DRIVING
FORWARD**

The Next Chapter for North Shore Golf Club

Hole 6

Design notes

Open up the playing corridor through removal of all the pine and exotic species.

The native bush directly in front of the tee should also be lowered.

More fairway should be presented on the right side off the tee.

The trees directly beyond the turn-point in the fairway should also be thinned out.


The inside right fairway bunker is deleted as it's surplus to requirements.

The left side of the fairway at 200-250m needs to be widened. One or more of the pohutukawas will have to be relocated.

Greenside bunkering gets reduced from three to one bunker.



Tee 510m ²	Green 480m ²	Fairway 7,190m ²
---------------------------------	-----------------------------------	---------------------------------------



Find out more about
the next chapter for
North Shore Golf Club.



drivingforwardnsgc.co.nz



**DRIVING
FORWARD**

The Next Chapter for North Shore Golf Club

Hole 7

Design notes

Now playing 100-150m uphill.

Teeing areas need to be increased in size to handle the traffic.

The bunkers are rationalised from three to one, to allow for a few more accessible pins, on the right side.

The green is redesigned, it's lowered on the right with a false front so that at least some of the green is visible from the tee.

There is a lot more fairway/collection area on the front right for balls missing the green, short right.




Par 3

- 150m
- 145m
- 135m
- 115m

Artist's impression

Tee 495m ²	Green 555m ²	Fairway 1,340m ²
---------------------------------	-----------------------------------	---------------------------------------



Find out more about
the next chapter for
North Shore Golf Club.



drivingforwardnsgc.co.nz



**DRIVING
FORWARD**

The Next Chapter for North Shore Golf Club

Hole 8

Design notes

The tees are now located above the 7th green from where you get a clear view of the hole.

Fairway and greenside bunker placement have to be perfect in order to create an equal amount of fear AND opportunity.


Well shaped surrounds will feed balls away from the green, which will be elevated with some tricky slopes to navigate, depending on pin position.

The bunker at 255m will be deep and difficult to escape. It will collect balls from up to several meters away, and yes, sideways might be the only way out.



Artist's impression

Tee 735m ²	Green 615m ²	Fairway 4,725m ²
---------------------------------	-----------------------------------	---------------------------------------



Find out more about
the next chapter for
North Shore Golf Club.



drivingforwardnsgc.co.nz



**DRIVING
FORWARD**

The Next Chapter for North Shore Golf Club

Hole 9

Design notes

The tees are similarly positioned as per existing.

The bush is thinned and cleared along the escarpment so the lake and new landing zone is visible from the tee.

The hole now plays from high to low with the new landing zone beside the lake.

The entire fairway feeds from right to left, pushing balls to the lower part.

This hole is all about the decision for the golfers second shot. It's 200m to the pin, uphill by approximately 10m. The green is blind, small and unreceptive to long irons. It's also sunken into the landform, making it good for spectators.

The score card, says 'easy birdie'... the green says 'be accurate' with your second.




Artist's Impression

Par 5

- 420m
- 410m
- 395m
- 375m

Tee 520m ²	Green 610m ²	Fairway 14,580m ²
---------------------------------	-----------------------------------	--



Find out more about
the next chapter for
North Shore Golf Club.



drivingforwardnsgc.co.nz



**DRIVING
FORWARD**

The Next Chapter for North Shore Golf Club

Hole 10

Design notes

The tees remain in a similar position.

The gully has an open water course/burn built to convey water.


A new bridge provides access on the left side takes golfers over the burn and onto the fairway.

Subtle earthworks are done in the landing zone along with a widening of the irrigated fairway on the right hand side.

The hole now has a dog leg left feel to it and the bunkering in the landing zone reinforces this shot. This gets the golfer to play away from the road. The existing green and surrounding land is ear marked for future land development.



Tee 490m ²	Green 505m ²	Fairway 12,405m ²
---------------------------------	-----------------------------------	--



Find out more about
the next chapter for
North Shore Golf Club.



drivingforwardnsgc.co.nz



**DRIVING
FORWARD**

The Next Chapter for North Shore Golf Club

Hole 11

Design notes

The hole has been shortened due to land being acquired for land sales around the existing tees.

A hole better played short, as the second shot is demanding and better played with a short rather than long iron.

The fairway bunker is removed and green side bunkers repositioned to respond to different pin positions. The right side of the green is now open.

The steep escarpment, surrounding the left and backside of the green is still present, as that is the character of this hole.




Artist's impression

Par 4

- 340m
- 330m
- 305m
- 280m

Tee 800m ²	Green 440m ²	Fairway 9,790m ²
---------------------------------	-----------------------------------	---------------------------------------



Find out more about
the next chapter for
North Shore Golf Club.



drivingforwardnsgc.co.nz



**DRIVING
FORWARD**

The Next Chapter for North Shore Golf Club

Hole 12

Design notes

A dog leg right, requiring some trees to be removed on the right side.

The fairway gets expanded and a cross bunker is introduced to divide the fairway.

To play the more aggressive line up the right side, the golfer must also contend with a bunker right side at 240m.

The two green side bunkers have been rationalised into one bunker, front left, making for some tight pins directly in behind it.

More short grass surrounds area allows for the golfers' chipping and putting to be on show.




Par 4

- 330m
- 330m
- 315m
- 290m

Artist's impression

Tee 260m ²	Green 585m ²	Fairway 11,135m ²
---------------------------------	-----------------------------------	--



Find out more about
the next chapter for
North Shore Golf Club.



drivingforwardnsgc.co.nz



**DRIVING
FORWARD**

The Next Chapter for North Shore Golf Club

Hole 13

Design notes

Very little design change proposed.

New green.

Bunker placed at the front, provides great pins in behind, but also offers a reprieve for ball hit short, as opposed to being in the pond.

Ensure a good 'short grass' transition to the next tee.

Existing road remains as access to relocated maintenance compound.




Artist's impression

Par 4

- 350m
- 335m
- 330m
- 265m

Tee 1,220m ²	Green 610m ²	Fairway 8,155m ²
-----------------------------------	-----------------------------------	---------------------------------------



Find out more about
the next chapter for
North Shore Golf Club.



drivingforwardnsgc.co.nz



**DRIVING
FORWARD**

The Next Chapter for North Shore Golf Club

Hole 14

Design notes

A new golf hole which plays in the same orientation, northeast.

We will utilise the same teeing location, but build a new, large teeing complex.

The hole will play a bit shorter. A tee at 172m will be built to accommodate the 'Hole-In-One' requirements.

A large area of surround/fairway defines to the right side of the green, allowing the less accomplished golfer to play 'safe'. The general contour and shaping will direct the ball back toward the target.

The green is approx. 37m deep. With the ability of a 3 club variation.




Par 3

- 180m
- 130m
- 120m
- 110m

Artist's impression

Tee 995m ²	Green 990m ²	Fairway 4,245m ²
---------------------------------	-----------------------------------	---------------------------------------



Find out more about
the next chapter for
North Shore Golf Club.



drivingforwardnsgc.co.nz



**DRIVING
FORWARD**

The Next Chapter for North Shore Golf Club

Hole 15

Design notes

The tees have been adjusted for safety with Kristin.

The hole now plays as a short par 4, with the green moving closer to the tee. This will encourage more layup shots.

The tees move to the right to get a view of the green, this also forces play away from the boundary.

A wide landing zone is created.

Easier pins exist on the right side of the green, hard pins exist along the left side with the escarpment in play.




Artist's Impression

Par 4

- 310m
- 295m
- 245m
- 235m

Tee 570m ²	Green 460m ²	Fairway 9,240m ²
---------------------------------	-----------------------------------	---------------------------------------



Find out more about
the next chapter for
North Shore Golf Club.



drivingforwardnsgc.co.nz



**DRIVING
FORWARD**

The Next Chapter for North Shore Golf Club

Hole 16

Design notes

Triple the teeing area and provide variation in both play angle and elevation.

Hole plays from 110m to 170m downhill.

Current 15th green is converted into in teeing area.

Due to the elevation, create the golf course's largest bunker feature, which will look both visually stunning, but also quite intimidating as it will be the size of the green.

Cart path access remains as is.

Remove large tree.




Par 3

- 170m
- 155m
- 140m
- 120m

Artist's impression

Tee 911m ²	Green 625m ²	Fairway 1,290m ²
---------------------------------	-----------------------------------	---------------------------------------



Find out more about
the next chapter for
North Shore Golf Club.



drivingforwardnsgc.co.nz



**DRIVING
FORWARD**

The Next Chapter for North Shore Golf Club

Hole 17

Design notes

Tee positions to remain in same location.

Change the hole's strategy, it puts a premium on playing left, over the bunker. This will open up the shot line to the green.

Playing to the right, away from the bunker makes for a more difficult 2nd shot.

Recontour the landing zone in the fairway and add to its width.

The green is moved to the left and the bunker moved to be front right. This all moves play more to the left away from the 18th tees.




Par 4

- 310m
- 300m
- 285m
- 270m

Artist's impression

Tee 545m ²	Green 520m ²	Fairway 9,150m ²
---------------------------------	-----------------------------------	---------------------------------------



Find out more about
the next chapter for
North Shore Golf Club.



drivingforwardnsgc.co.nz



**DRIVING
FORWARD**

The Next Chapter for North Shore Golf Club

Hole 18

Design notes

Tees in a similar position, fairway widened at 185-225m.

Two fairway bunkers removed, leaving just the one on the left at 250m from the back tees. This will enable the average golfer to get as far down as they can.


The gully is filled and co-joined with the 27th to make a 60m wide fairway, creating a broad lay up area.

The option to hit the green in two shots is available as the target will appear more generous. However, difficult pin positions exist along the edge of the escarpment.



Artist's impression

Tee 745m ²	Green 490m ²	Fairway 17,685m ²
---------------------------------	-----------------------------------	--



Find out more about
the next chapter for
North Shore Golf Club.



drivingforwardnsgc.co.nz



**DRIVING
FORWARD**

The Next Chapter for North Shore Golf Club

Hole 19

Design notes

Lower portion of fairway might be filled by 1.2-1.8m IF more water storage is required in the lake.

The pond on the right hand side is also increased in volume.


An open channel or 'burn' connects the pond to the lake.

The existing subtle fairway terrace is enhanced through earthworks.

The green location hasn't changed but will be lowered by approximately 1.0-1.2m. and we will create more pinnable area out to the front right.



Tee 545m ²	Green 305m ²	Fairway 10,620m ²
---------------------------------	-----------------------------------	--



Find out more about the next chapter for North Shore Golf Club.



drivingforwardnsgc.co.nz



**DRIVING
FORWARD**

The Next Chapter for North Shore Golf Club

Hole 20

Design notes

The fairway is part of the overland flow path to the estuary, so limited earthworks are envisioned.

The fairway is widened by adding additional fairway cut to the left side.

The pine on the right side is removed to 'open' up the hole visually.

The green is lowered and made a bit more visible and receptive.

A small bunker placed front right, makes for great competition pins as well as acting as a saving bunker for the shot which doesn't make the green. This prevents it bouncing into the water course to the right.



Artist's Impression

Tee 1,060m ²	Green 415m ²	Fairway 5,995m ²
-----------------------------------	-----------------------------------	---------------------------------------



Find out more about
the next chapter for
North Shore Golf Club.



drivingforwardnsgc.co.nz



**DRIVING
FORWARD**

The Next Chapter for North Shore Golf Club

Hole 21

Design notes

The hole's to a similar length, which with drainage and sand, is potentially driveable in the right conditions and tee set up.

Lower the fairway from approximately 100m-150m by about 1-1.5m to make the fairway visible.

Clear out the bush along Lucas Creek making it more visible both off the tee and whilst walking the fairway. Make it part of the hole!


Take the playable fairway edge as far as practical to the edge of Lucas Creek.

Move the 'centre of the fairway' at 250m close to the creek, placing a premium on choosing driver.

Sneak the green as close as practical to the estuary escarpment.



Tee 735m ²	Green 405m ²	Fairway 8,705m ²
---------------------------------	-----------------------------------	---------------------------------------



Find out more about
the next chapter for
North Shore Golf Club.



drivingforwardnsgc.co.nz



**DRIVING
FORWARD**

The Next Chapter for North Shore Golf Club

Hole 22

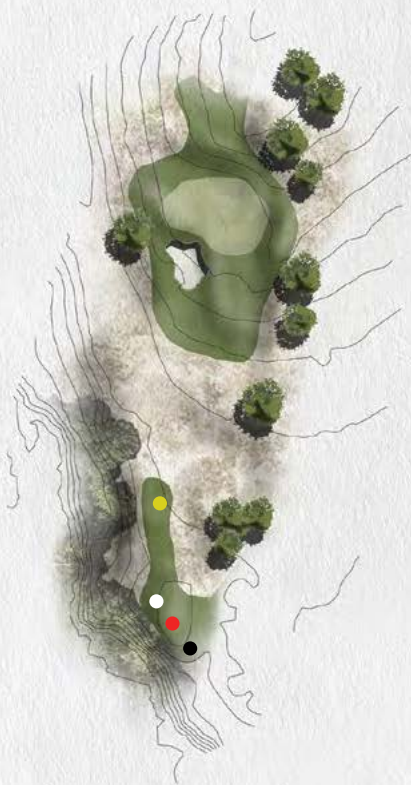
Design notes

Add significantly more teeing area to enable different angles of play and spread wear and tear.

Thin the vegetation around the tees to allow air flow and glimpses into the estuary.

Thin the trees on the right side to allow more playing width in the golf corridor.

Remove the front right bunker and lower the green by 300-500mm so some pins are visible.




Par 3

- 130m
- 125m
- 95m
- 85m

Artist's impression

Tee 570m ²	Green 530m ²	Fairway 1,650m ²
---------------------------------	-----------------------------------	---------------------------------------



Find out more about
the next chapter for
North Shore Golf Club.



drivingforwardnsgc.co.nz



**DRIVING
FORWARD**

The Next Chapter for North Shore Golf Club

Hole 23

Design notes

Reposition tees to behind the 22nd green. This affords an elevated view of the golf hole and the ability to play either a draw or a fade, as the trees are no longer in play, as they were with the previous tee location.

Thin out the trees on the left edge of fairway at 185-225m

Widen the mown fairway in the landing zone to enable more balls to hit the fairway.

The second shot is partially blind and remains so.

Green repositioned to the left by 20m to enable the new maintenance compound to be sited. Tree short left of current green to be removed.




Artist's Impression

Par 5

- 470m
- 440m
- 435m
- 340m

Tee 630m ²	Green 435m ²	Fairway 14,535m ²
---------------------------------	-----------------------------------	--



Find out more about the next chapter for North Shore Golf Club.



drivingforwardnsgc.co.nz



**DRIVING
FORWARD**

The Next Chapter for North Shore Golf Club

Hole 24

Design notes

The hole is now a strategic short par 4.

The tees are placed behind the 23rd green.


The six fairway bunkers are replaced by one fairway and one green side.

The green is small with collection areas all around, ensuring only the purest of tee shots hit the green, in search of an eagle.

Tough pins exist directly behind the greenside bunker.



Tee 445m ²	Green 540m ²	Fairway 6,350m ²
---------------------------------	-----------------------------------	---------------------------------------



Find out more about
the next chapter for
North Shore Golf Club.



drivingforwardnsgc.co.nz



**DRIVING
FORWARD**

The Next Chapter for North Shore Golf Club

Hole 25

Design notes

The current par 5 is replaced by a long par 4.

The tee shot plays more right off the tee, taking advantage of the existing topography, up towards the tees of the 24th. It also plays slightly uphill to a flattish terrace.

Beware the inside left fairway bunker.

From the landing zone the hole plays slightly downhill.

The green position is brought 50m forwards and toward the right. The green design reinforces the 'terrace' with a steepish escarpment on the left, making for a delicate chip shot if one misses left.




Par 4

- 440m
- 405m
- 385m
- 350m

Artist's impression

Tee 840m ²	Green 600m ²	Fairway 11,625m ²
---------------------------------	-----------------------------------	--



Find out more about
the next chapter for
North Shore Golf Club.



drivingforwardnsgc.co.nz



**DRIVING
FORWARD**

The Next Chapter for North Shore Golf Club

Hole 26

Design notes

A brand new hole from tee to green and everything has to be built.

A par 3 playing 90m-150m.

All the trouble is left, which is where the competition pins will be placed.




Par 3

- 160m
- 150m
- 115m
- 95m

Artist's impression

Tee 755m ²	Green 385m ²	Fairway 1,335m ²
---------------------------------	-----------------------------------	---------------------------------------



Find out more about
the next chapter for
North Shore Golf Club.



drivingforwardnsgc.co.nz



**DRIVING
FORWARD**

The Next Chapter for North Shore Golf Club

Hole 27

Design notes

A brand new par 5 to finish the round, with opportunities for birdie or better.

An elevated tee shot plays to a generous fairway sloping left to right.

The inside right line is shorter but brings into play the escarpment and a forced carry.

The gully is filled in by 2-2.5m, converted to fairway and conjoined with the new 18th.

The new green is placed lower down the slope, with earthworks allowing for more 'miss-able' fairway around the green.


The green complex has a fairway bunker protecting its front pins. A back bunker protects the back pins from those who think they can miss it 'long'.



Par 5

- 425m
- 425m
- 400m
- 375m

Tee 200m ²	Green 465m ²	Fairway 17,935m ²
---------------------------------	-----------------------------------	--



Find out more about
the next chapter for
North Shore Golf Club.



drivingforwardnsgc.co.nz